


Livermore High School Cowboy Band



2011-2012 Handbook



Welcome to the 2011-2012 Livermore High School Cowboy Band!

This handbook will provide you with useful information as to the procedures and practices of the Cowboy Band and other related ensembles. Both students and parents should take some time to review this information and keep this handbook for future reference.

Expectations for students include hard work, regular practice, and respect for all rules in this handbook. The success of the band depends greatly on the cooperation of all participants. Parents can play a vital role by supporting your student's regular practice and well as assuring that your student attends all required rehearsals and performances. Together we can create an experience that will be everlasting for both students and parents.

Dean L. McNair
Director of Instrumental Music
Livermore High School

Contact Information:

Livermore High School
600 Maple Street
Livermore, CA 94550
(209) 606-4812 ext. 2342
email: dmcnair@livermore.k12.ca.us
email: lhsband56@yahoo.com
Web: www.livermoremusic.org



Livermore High School Band Staff

Dean McNair-Director of Instrumental Music
Trish Reed-Percussion Instructor
-Colorguard Instructor
Annie Warner-Band Booster President
Lynn Tran-Drum Major

Overview of the Band Program:

COWBOY MARCHING BAND

All members of the LHS Cowboy Marching band should be enrolled in “PM Band”. The Cowboy Marching Band is the most visible and active music ensemble on the LHS campus. The Cowboy Marching Band is made up of the combined forces of the Symphonic Band and Colorguard. Currently the band meets Monday nights. The Monday night rehearsals are critical since this is the only time that the band and colorguard meet as a whole, and this is the only time marching is practiced.

All musicians are expected to participate in pep band and field shows for all home football games. Musicians are also expected to be concurrently enrolled in Period 1 Symphony Band.

Participation in band reviews is mandatory for all members of the Cowboy Marching Band. Band Reviews provide an opportunity to compete against bands from throughout California, and are all-day events. In addition, the Cowboy Marching Band will perform at the Livermore Holiday Parade and conclude the 2011-2012 school year at the Livermore Rodeo Parade

DRUMLINE

The Drumline is a part of the Cowboy Marching Band. The Drumline will practice one additional evening. A drum-line solo will be prepared for competition at the band reviews the Cowboy Marching Band performs at. Woodwind and brass players may audition for the drum line and perform in percussion competitions, IN ADDITION to playing their regular instrument in the band review main competition area.

SYMPHONIC BAND

The Symphonic Band currently meets period 1. The Symphonic Band will perform at on-campus concerts, CMEA festival, concert competitions, and Graduation. Other performances are a possibility. Band members are also expected to be concurrently enrolled in PM Band.

COLORGUARD

The Colorguard meets on Mondays, and one additional evening to be determined. The Colorguard performs at band reviews and, on occasion, at home football games as a part of the Cowboy Marching Band.

WINTERGUARD & WINTER PERCUSSION

The winter activities are open to anyone who is a member of the Cowboy Marching Band in the first, second and third trimesters. Competitions are held during the months of February and March concluding with the Northern California Band Association Championships in April. In addition we act as host for the “**Livermore High School Winter Pageantry Roundup**”.

Fair Share:

It takes a tremendous amount of money to run a high school band program. For one band review alone, we will pay over \$3,000.00 for entry fees, transportation and other expenses. To make sure everyone shares in the responsibility of raising this money, we ask each student to make a "Fair Share" donation to the band.

For the 2011-2012 school year we are asking \$240.00 per student. It can be paid in three equal installments:

September 15, 2010- \$80.00
October 15, 2010- \$80.00
November 15, 2010- \$80.00

Or you can pay in one installment of \$215.00 before September 14th and it will save you \$25.00.

Spring Trip

The 2011-2012 spring trip is in the planning stages. It will be April 27-29, with the destination being Southern California. The probable cost per person will be between \$300.00 and \$400.00 and will include:

- ⇒ Transportation
- ⇒ ALL meals
- ⇒ 2 nights lodging
- ⇒ Any other related expenses for admissions, etc.

Information and payment dates will be sent home in the very near future.

Student Accounts:

There will be fundraising opportunities throughout the year. Money earned in fundraisers will be kept in a student account. This money may be drawn upon to pay fair share fees, band trip expenses, private instrument repairs, reeds, etc.

Mail Box:

In the back of the music room there is a mail box. All money for fees, fundraisers, etc., should be deposited in this mail box.



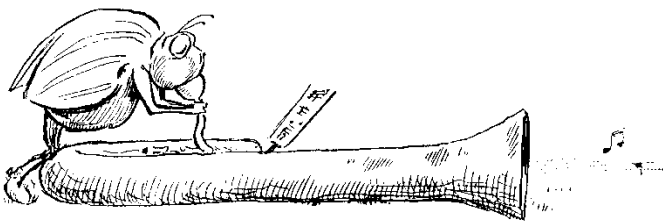
"Are there any other suggestions?"

Responsibilities for Students:

- Being in a group like the LHS Cowboy Band is a big commitment. All rehearsals and performances are announced in advance and are MANDATORY. Absences will only be excused due to illness or by permission from the band director. Notification of conflicts with other activities such as sports or other musical activities should take place at least two weeks prior to the activity. Keep a date book and mark all of your activities on it to avoid last minute conflicts that may result in the lowering of your grade.
- Set a good example for others by consistently striving for excellence in performance and rehearsal practices.
- Your conduct and attitude are a direct reflection upon you, your band and your school, so choose a good one.
- Assume responsibility for the care of your instrument, uniform, music and any other band item that is issued to you. Your parents (or someone else's) have worked hard to provide you with these items.

Responsibilities for Parents/Guardians:

- Be supportive of your student – encourage daily practice and show an interest in their assignments. Even a talented musician must practice to hone their skills.
- Give the student a quiet space, free from distraction, where they can sit comfortably and correctly, and practice their skills for at least 30 minutes at a time. Short periods of correct practice are more effective than longer periods of un-productive practice. Let them take a break after 30 minutes. They may want to practice more than 30 minutes, and they can go back after a short break. We do encourage frequent breaks when practicing to avoid physical stress and boredom.
- Stay informed of schedules and your student's progress in band. There will be frequent e-mail alerts, please watch for them.
- Attend booster meetings and volunteer your time if possible. The more people that participate, the more successful the program will be. The rewards far outweigh the time you invest.
- Attend performances whenever possible. Students enjoy performing and “showing off” for their families.
- Band provides an enormous sense of pride and accomplishment and promotes teamwork. Encourage your student to participate fully.



Student Grading Policy:

Period 1 Symphonic Band

Attendance/Participation/Preparedness

400 points per trimester

Points are subtracted for the following reasons:

| | |
|------------------------------|-------------------------------|
| Unexcused absence | 10-25 points |
| Excused absence | 5 points |
| No instrument | 25 points |
| Unexcused tardy | 2 points per minute, up to 25 |
| Chewing gum | 10 point |
| Poor posture | 10 points |
| No pencil | 10 point |
| No music | 20 points |
| Talking out of turn | 5-10 points |
| Not participating | 1-25 points |
| Missing a sectional | 10 points |
| No band shirt, when required | 20-50 points |
| Not following band rules | 10-200 points |

Playing tests

100 points per trimester

| | |
|----------------------|--------------------------------------|
| 1 st term | Memorization of "The British Legion" |
| 2 nd term | Major scales |
| 3 rd term | Minor scales |

All playing tests will be graded with the rubric on page 8

Football Games, Band Reviews, Concerts, Festivals, Parades, etc.

500 points per trimester

Points will be subtracted for the following reasons:

| | |
|---------------------------------|------------|
| Unexcused absence | 150 points |
| Excused absence | 75 points |
| Leaving without permission | 100 points |
| No instrument or proper uniform | 50 points |

Monday Night (PM) Band

This is a separate class that is graded as follows:

Attendance/Participation/Preparedness

400 points

40 points will be deducted for an unexcused absence, 10 points for an excused absence

Attitude

100 points

Points will be deducted for tardiness, absences, non-participation, no instrument or equipment, etc.

Football Games, Band Reviews, Parades (guard only)

500 points

Points are subtracted for the following reasons:

| | |
|-------------------|------------|
| Unexcused absence | 200 points |
|-------------------|------------|

Missed Performances

There is no way a student can properly make-up a missed performance. Performances that will be missed must be cleared by the band director **IN ADVANCE and IN WRITING!** A student who is excused from a performance will receive half credit. The remaining points must be made up from the bonus points section as listed below.

- ⇒ Any student who misses a performance (unexcused) cannot receive an A for the class.
- ⇒ Any student with 3 unexcused (cut) absences from class cannot receive an A for the class

Bonus points:

Private lessons: **5 points per 30 minute lesson**

Confirmation of lessons must be in the form of a note written by your private teacher to the director.

Solo/Ensemble **30 points**

Participation in the annual district solo/ensemble or a CMEA sanctioned solo/ensemble festival.

Honor band **25-100 points**

Trying out for or participating in the Alameda County Honor Band, Northern California Band Association Honor Band or the California Band Directors Association All State Band.

Set up/tear down crew **10 points**

Setting up and tearing down for rehearsals and/or concerts.

Individual practice **10 points**

For every twenty minutes you spend in the music room, practicing individually.

Outside listening **25 points**

Concerts of a non-symphonic nature must be cleared by the director in advance. Report of one page in length and program/ticket stub must be attached to confirm attendance.

Music report **1 point for every 20 words**

A typed report on one of the following: Composer, musical era (classical, romantic, etc.), specific musical composition (Symphony, opera, concerto), or other topics with the permission of the band director.

Grade Breakdown:

| | |
|--------|---|
| 91-100 | A |
| 81-90 | B |
| 71-80 | C |
| 61-70 | D |
| 51-60 | F |

Instrumental Ensemble Assessment Rubric

Music Standards 1 & 2

| | Does Not Meet the Standard | Nearly meets the Standard | Meets the Standard | Exceeds the Standard |
|-----------------------------|---|---|--|---|
| | 0-69% | 70-84% | 85-99% | 100% |
| tone quality | Tone lacks clarity, focus and beauty regardless of the range being played, significantly detracting from the overall performance. | Tone is often clear, focused and pleasant, but sometimes uncontrolled in the normal playing range. Extreme ranges are usually uncontrolled. Occasionally, tone quality detracts from the overall performance. | Tone has consistent focus, beauty and clarity through the normal playing range. Extremes ranges are sometimes less controlled. Tone quality typically does not detract from the performance. | Tone is exceptionally rich, full, open, resonant, focused, clear and beautiful throughout the range of the instrument. Tone has a professional quality. |
| rhythmic accuracy | The beat is usually erratic and rhythms are seldom accurate, detracting significantly from the overall performance. | The beat is somewhat erratic. Some rhythms are accurate. Frequent or repeated duration errors. Rhythm problems occasionally detract from the overall performance. | The beat is secure and the rhythms are mostly accurate. There are a few duration errors, but these do not detract from the overall performance. | The beat is secure and the rhythms are accurate for the style of music being played. |
| pitch | Very few accurate or secure pitches. | Some accurate pitches, but there are frequent and/or repeated errors | An occasional isolated error, but most of the time pitch is accurate and secure. | Virtually no errors. Pitch is very accurate. |
| dynamics | Attention to dynamic levels is not obvious. | Dynamic levels fluctuate but can be discerned. | Dynamic levels are typically accurate and consistent. | Dynamic levels are obvious, consistent and an accurate interpretation of the style of music being played. |
| phrasing | Phrasing is rarely consistent and/or rarely sensitive to the music style. | Phrasing is usually consistent and occasionally sensitive to the style of music being played. | Phrasing is usually consistent and sensitive to the style of music being played. | Phrasing is always consistent and sensitive to the style of music being played. |
| expression and style | Rarely demonstrates expression and style. Just plays the notes. | Sometimes performs with nuance and style that is indicated in the score or which is suggested by instructor. | Typically performs with nuance and style that is indicated in the score or which is suggested by instructor. | Performs with a creative nuance and style in response to the score and limited coaching. |
| note accuracy | Wrong notes consistently detract from the performance. | A few inaccurate notes are played, detracting somewhat from the overall performance. | An occasional inaccurate note is played, but does not detract from the overall performance. | Notes are consistently accurate. |
| articulation | Markings are typically not executed accurately. | Markings are often executed accurately as directed by the score and/or the conductor. | Markings are executed accurately as directed by the score and/or the conductor. | Markings are executed accurately as directed by the score and/or conductor. |
| style markings | Little or no attention is given to style markings. Style of piece was not recognizable. | Failed to play several style markings accurately. Style of piece was barely recognizable. | Most style markings are played well and accurately. May have missed one or two, but did not detract from the overall style. | All style markings were played well and accurately. Made music more than just notes and rhythm. |

Expectations for daily class rehearsals:

- Be on time.
- Come to rehearsals prepared.
- Warm up quietly until the class is called to order.
- Students are expected to participate in rehearsals. Students that cannot participate due to health reasons or an unplayable instrument are expected to sit and observe the rehearsal as if they were participating. Doing homework or reading for another class will NOT be allowed. A note MUST be provided for illness.
- Do NOT chew gum, cross your legs, eat or drink during class. You may have water in a CLEAR bottle.
- You may NOT wear a hat during class.
- Treat everyone in the room with the kind of respect and courtesy that you would expect yourself.
- Come to your seat with all that you need for that rehearsal. This includes ALL of your music and a pencil.
- Excess talking or cross-room “communication” will not be tolerated. Violation of this rule will result in the loss of points. Continued violation will result in further disciplinary action including parent/teacher conferences and removal from class.
- Treat the room and equipment with respect. This includes picking up after yourself.
- Don’t leave trash on the floor or in the storage rooms.
- Getting up from your seat during rehearsal is by permission only.
- Students are not allowed in the “loft,” or director’s office, at any time without permission from the director. Use of the copier is not permitted by students unless given permission by the director or boosters.
- Dismissal from class is done by the band director, not the bell or the time on someone’s watch.
- Do not sit on instruments or equipment

Expectations for performances:

- All performances reflect on your school, your band, your family and yourself.
- Be on time for all performances.
- For concert performances, everyone will wear solid black bottoms (slacks or skirt) and solid white long sleeve dress shirts or blouses. Skirts that are above the knee are inappropriate for concerts.
- Hair styles and colors that are extreme in nature are inappropriate for concerts. A student may not be allowed to participate, if the hairstyle or color is too egregious.
- Have your instrument in good working order. Make sure that you have all of the supplies that you need for the performance.
- Pay attention to all last minute instructions.
- Assist the director and officers in setting up and tearing down the performance space. The more that participate, the easier it will go and the less stress everyone will feel.
- If you cannot participate in a performance, let the director know as soon as possible.
- Do not sit on instruments or equipment

Expectations for football game performances:

- All band members will wear their band shirts, band sweatshirts or a letterman jacket if they have a band letter, unless instructed otherwise.
- You must sit with your section and be ready to play in your assigned section in the stands. Roll will be taken.
- You are expected to have your flip folder and your music in such a manner that you can play in a normal position.
- You are expected to perform for the entire game. If you must leave early, this must be cleared with the director, in writing, and in advance.
- If you need to use the restroom during the game, you must ask permission.
- You will be given a break during the game that can be cancelled at the band director's discretion. Please be in your seats ready to play at the end of the break.
- The band area of the stands is reserved and protected by the band parents for your safety and to prevent damage to instruments. There are to be no non-band members sitting with the band.
- Pay close attention to the drum major and the director during the game. This is critical as games move quickly. It is inappropriate to cheer when there is an injury on either team.
- Play your instruments only when directed to do so.
- There will be no smoking, chewing tobacco, drugs, harassment or foul language.
- Do not sit on instruments or equipment.
- You may not leave the football stadium for any reason, without permission from the director.



Expectations for Band Reviews and other Trips:

- Be on Time!
- WEAR YOUR BAND SHIRT! If you do not, points WILL be deducted from your grade.
- After performing, properly put away your uniform and equipment.
- Follow all rules and regulations that are outlined in the Livermore High School Student Handbook.
- A Chaperone will be assigned to your group or your bus. Please follow all of the chaperones' requests.
- Get plenty of rest before the trip.
- Students are to stay on the busses assigned. Any changes will be done at the discretion of the band director and/or chaperones.
- Students may only listen to music on the busses through headphones.
- If you are planning to leave the review early, it must be by permission, in writing and IN ADVANCE!
- There will be no smoking, chewing tobacco, drugs, alcohol, harassment or foul language.
- You will treat all participants of the event with respect.
- If you have a personal issue with another member of the band, let a chaperone know.
- Each member of the group is to read and be responsible for all of the rules and expectations. Violation of these rules may result in the student being sent home from the event early at the student's expense. Points may also be deducted from your grade.
- Keep valuables with you at all times. Don't bring something you can't afford to lose.
- You are responsible for your own instrument, uniform and equipment. Don't expect that a chaperone will race back to the band room to get the widget you forgot.
- Do not sit on instruments or equipment

Additional Expectations for Overnight Trips:

- Boys ONLY in Boy's room and Girls ONLY in Girl's room. No exceptions.
- All efforts will be made accommodating rooming requests; however, respect the band director and head chaperone's decision in these matters.
- Always keep your room locked.
- You will receive an itinerary and necessary phone numbers. Share these with your parents and keep them with you.
- You will be assigned to a chaperone. Follow all of their instructions and requests.
- Any damage caused to a hotel room or facility will be billed to the corresponding students and the student(s) may be sent home at their expense.
- You are responsible for taking care of all of your belongings, your instrument and equipment. Don't assume that someone else will pick up after you.
- Any violation of the above expectations or any of the rules outlined in the LHS student handbook may result in the student being sent home early at their expense.

Supplies for success:

Flute:

Lyre and/or flip folder
Cleaning (tuning) rod and cloth
Small screwdriver for instrument adjustment
Key oil
Cleaning cloth
Electronic tuner and metronome

Clarinet:

Lyre and flip folder
Mouthpiece: Vandoren B45/5RV
Bonade or Rovner ligature
5 to 10 Vandoren or Mitchell Lurie Reeds
Small screwdriver for instrument adjustment
Cork grease & Key oil
Swab & cleaning cloth
Electronic tuner and metronome

Bass Clarinet:

Lyre and flip folder
Mouthpiece: Selmer C*
Rovner ligature
5 to 10 Vandoren reeds
Small screwdriver for instrument adjustment
Cork grease & Key oil
Swab & cleaning cloth
Electronic tuner and metronome

Saxophone:

Lyre and flip folder
Mouthpiece: Selmer C* (S80)
Bonade or Rovner ligature
5 to 10 Vandoren or Hemke Reeds
Small screwdriver for instrument adjustment
Cork grease & Key oil
Swab & cleaning cloth
Electronic tuner and metronome

Horn:

Lyre and flip folder
Mouthpiece: Giardinelli C8 or C10
Yamaha 30C4
Holton Farkas medium cup
Rotor oil & slide grease
Cleaning cloth and snake
Electronic tuner and metronome

Trumpet:

Lyre and flip folder
Mouthpiece: Bach 7C-Bach 3C
Yamaha 11C4-Yamaha 14B4
Valve oil and slide grease
Straight and cup mutes
Cleaning cloth and snake
Electronic tuner and metronome

Trombone:

Lyre and flip folder
Mouthpiece: Bach 6 ½ AL with small shank
Bach 5G with large shank
Benge 6 ½ ALL with large shank
Slide cream and squirt water bottle (no slide oil)
Tuning slide grease
Straight and cup mutes
Cleaning cloth and snake
Electronic tuner and metronome

Euphonium:

Lyre and flip folder
Mouthpiece: Bach 6½ AL
DEG BB2 (Brian Bowman Series)
Valve oil and tuning slide grease
Cleaning cloth and snake
Electronic tuner and metronome

Tuba:

Lyre and flip folder
Mouthpiece: Bach 18 or 22 mouthpiece
Yamaha 66 or 67C4
Valve oil and tuning slide grease
Cleaning cloth
Electronic tuner and metronome

Percussion:

Vic Firth SD1 Snare drum sticks
Begin a collection of mallets.
Stick bag
Electronic tuner and metronome

Instrument Care and Cleaning:

Moisture, fingerprints and dust cause the most damage to musical instruments. Moisture left in and on instruments will ruin pads, rust key mechanisms on woodwinds and corrode finishes on valves and slides. As important as it is to keep an instrument clean, it is equally important to keep instruments lubricated. Lack of lubrication will cause excessive wear to key mechanisms, valves and slides.

In general, take care of your instrument at all times—don't leave it "laying around". Be careful how you handle your instrument when you take it home or travel. The better you treat your instrument, the longer it will last. Get your instrument checked at least once a year by an instrument repair technician.

Cleaning of Woodwinds:

After every playing:

- Remove reed from mouthpiece, remove mouthpiece, drain all moisture swab out inside and wipe all fingerprints from key mechanisms and outside of instrument.

Every week:

- Remove the mouthpiece cap and ligature from mouthpiece, and wash in lukewarm water (NOT HOT) with mild soap.
- Remove dust between and underneath keys (pipe cleaner).
- Grease corks before they feel dry, or if the instrument is hard to assemble.

Every 6-8 weeks:

- Lubricate key mechanisms with a small drop of key oil wherever one metal part moves against another.
- Wipe off excess oil! Too much oil collects dust and ruins pads.

Cleaning of Brasses:

After every playing:

- Drain all moisture water from the instrument and wipe off all fingerprints.

Every week:

- Oil valves and trombone slides. Remember, if valves and slides become sluggish, the instrument is already being ruined.

Every 6-8 weeks (Piston valves):

- Remove and soak all piston valves, slides, mouthpieces, and the rest of the instrument in lukewarm water with mild soap.
- Clean insides of slides with a brush.
- Rinse, air dry thoroughly, lubricate valves and slides, reassemble instrument, and polish outside (don't use metal polish on lacquered instruments, use special polish from a music store).

Every 6-8 weeks (Rotary valves):

- Run lukewarm water and mild soap through instrument, pressing down keys so water goes through the entire instrument. Rinse.
- Remove and soak slides and mouthpiece in lukewarm water and soap.

Instrument, equipment and Uniform policy:

The students at LHS are responsible for assuring that the instruments, equipment (cases, flags, rifles, ID boards etc.) and uniforms issued to them are cared for in such a manner that they may be used by subsequent generations. This means returning all items to their respective cases, bags or containers and putting them back in their proper storage location. This is to be done at the end of every rehearsal. Do not leave instruments or equipment on the ground or in the performance area unattended. Students that intentionally damage or cause harm to another instrument, or the building, regardless of who it belongs to, will be financially responsible for the repair and/or replacement of that instrument or facility. Further disciplinary action may be required.

Students are responsible for the maintenance and upkeep of their instrument so that it is in top playing condition at all times. They are also responsible for having the necessary supplies (reeds, oils, etc.) for maintenance. Instruments should be periodically checked to avoid unnecessary repair cost. Repair needs to school instruments should be reported to the director upon notice, so that they can be repaired in a timely manner. Don't wait until right before the performance.

No student is to play an instrument or use equipment that is not theirs or has not been checked out to them.

NEVER sit on an instrument, instrument case, or any musical equipment!

Storage Room Rules:

There are rooms provided for storage of instruments. They will be open immediately before and after school as well as during class.


Do NOT use these rooms as a "locker" for materials from other classes.

Do NOT bring food or drink into these room.

Do NOT leave trash or in any other way vandalize these rooms.

Do not sit on instruments or equipment.

(Wearing is acceptable)



Livermore High School Bands

2011-2012 Performance Schedule

| DATE | EVENT | WHO | REPORT-LHS |
|-----------|---|--------------------------|--------------|
| Aug. 22 | PM band begins * | Cowboy Marching Band | 6:00 PM |
| Sept. 2 | Home football * | Band | 6:00 PM |
| Sept. 13 | Band pictures * | Cowboy Marching Band | 5:30 PM |
| Sept. 30 | Home football * | Band | 6:00 PM |
| Oct. 8 | Cupertino Tournament of Band * | Cowboy Marching Band | TBA-Early AM |
| Oct. 14 | Home football (Homecoming) * | Band | 6:00 PM |
| Oct. 21 | Home football * | Band | 6:00 PM |
| Oct. 22 | Foothill Band Review, Pleasanton * | Cowboy Marching Band | TBA-Early AM |
| Nov.5 | Grape Bowl Band Classic, Lodi * <i>PLEASE, do not take the SAT on this day</i> | Cowboy Marching Band # | TBA-Early AM |
| Nov. 10 | Home football* | Band | 6:00 PM |
| Nov. 12 | Central California Band Review, Merced * | Cowboy Marching Band | TBA-Early AM |
| Dec. 3 | Livermore Holiday Parade * | Cowboy Marching Band | TBA/Evening |
| Dec. 14 | Winter Band Concert * | Symphonic Band | 6:30 PM |
| Feb. 4 | Winterguard & Perc. "Camp" | Winterguard & Percussion | 9:00 AM |
| Feb. 25 | LVJUSD Solo & Ensemble Festival | Any interested musician | TBA |
| Mar. 2 | Wilcox winter show (Friday) | Winterguard & Percussion | TBA |
| Mar. 17 | Livermore/Granada winter shows * | Everyone | TBA |
| Mar. 24 | Elk Grove winter show | Winterguard & Percussion | TBA/All day |
| Mar. 31 | NCBA Winter Championships | Winterguard & Percussion | TBA/All day |
| Apr. 19 | LVEF Concert "Make Time for Music" * | Symphonic Band | 6:30 PM |
| Apr.20 | CMEA Concert Festival (Friday) * | Symphonic Band | 3:30 PM |
| Apr.27-29 | Spring Trip | Symphonic Band | TBA |
| May 21 | Band Showcase Concert & Awards | Everyone | 6:30 PM |
| May 31 | Spring Band Concert * | Symphonic Band | 6:30 PM |
| June 8 | Graduation * | Symphonic Band | 5:30 PM |
| June 9 | Livermore Rodeo Parade * | Cowboy Marching Band | TBA |

Grape Bowl Classic will include concert competition

* Graded event

Band Awards:

At the end of each school year, awards are presented to the members of the Cowboy Marching Band. This award must be earned and there are certain requirements that must be met. The requirements are as follows:

1. The student must be a member “In good standing”
 - Attending **ALL** rehearsals and performances on a regular basis
 - Have a grade of at least a “B” each semester
2. The student must be enrolled for the entire school year (exceptions may be made for students who transfer in from other schools). Guard members who are not enrolled as musicians in a band class must participate in Winterguard.

The awards presented are:

| | |
|--------------|---------------|
| First year: | Class numbers |
| Second year: | Block L |
| Third year: | Emblem |
| Fourth year: | Plaque |

Awards will also be presented for outstanding musicians, most improved, etc.

All participants of specialized sub groups will get the corresponding patches their first year of participation.




LHS Cowboy Band Boosters

The LHS Band Boosters is an official non-profit organization with the state of California and the federal government. It is formed by the parents, consisting of an elected board of officers, selected committee chairs and the band director. It also includes selected students that serve as advisors to the board. Board meetings are held in closed session and a booster meeting immediately following in open session. They are usually held the second Thursday of each month in the band room.

The LHS Band Boosters was formed as a non-profit organization in order to assure that monies raised by the parents and students are directly applied to band activities without having to go through the school site or district.

The board's primary function is coordinating booster fundraising in support of the band program. The boosters also coordinate transportation of students and their equipment to and from band performances, serving as chaperones and coordinators. The board sends out frequent email messages and maintains a website to keep band members, parents, and administrators informed of band activities and accomplishments. The band website is located at livermoremusic.org



Download and return the following forms to Mr. McNair by September 2, 2011

www.livermoremusic.org

- ◆ Band Handbook Acknowledgment Form
- ◆ Student Emergency Data Form
- ◆ Band Field Trip Permission Slip
- ◆ Instrument Storage Policy